

Contact Details

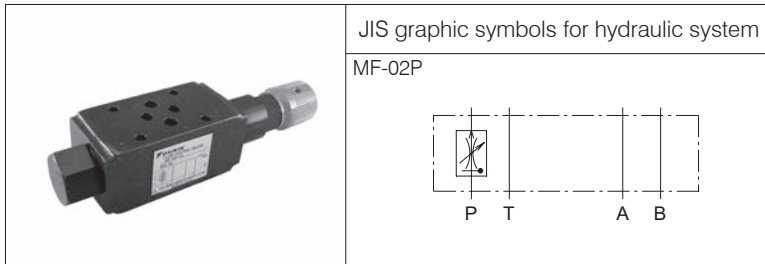
Before using the product, please check the guide pages at the front of this catalog.

Internet

<http://www.daikinpmc.com/en/>

For latest information, PDF catalogs and operation manuals

02 Series Stacking Type Port P Flow Control Valves



Nomenclature

※ - MF - 02 P - 55

1 2 3 4 5

1 Applicable fluid code

No designation: Petroleum-based hydraulic fluid,
water-glycol hydraulic fluid
F: Phosphate ester hydraulic fluid

2 Model No.

MF: Modular stacking type flow control valve

3 Nominal diameter

02: ¼

4 Control port

P: Port P

5 Design No. (The design No. is subject to change)

Note: Contact Daikin separately for the delivery term of the products that accept phosphate ester hydraulic fluids.

Specifications

Model code	Maximum operating pressure MPa {kgf/cm ² }	Maximum flow rate L/min	Control flow rate *1 L/min		Mass kg
			(1)	(2)	
MF-02P-55	25 {250}	20	0.1 to 20	0.5 to 20	1.2

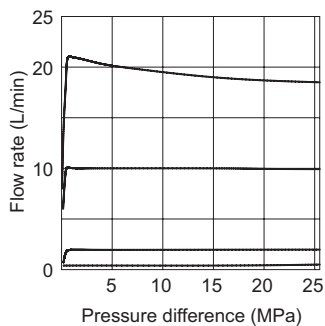
Note: *1 Control flow rate (1) Pressure difference between the inlet and outlet ports to be 7 MPa {70 kgf/cm²} maximum
(2) Pressure difference between the inlet and outlet ports to be 25 MPa {250 kgf/cm²} maximum

Handling

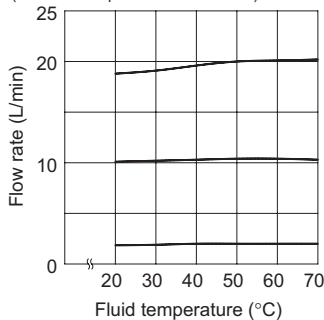
- To ensure good pressure compensation performance, maintain a pressure difference of 1 MPa {10 kgf/cm²} minimum between the inlet and outlet ports.
- The flow rate will not be zero even if the flow rate adjusting handle is fully tightened.

Performance curves (viscosity: 32 mm²/s {cSt})

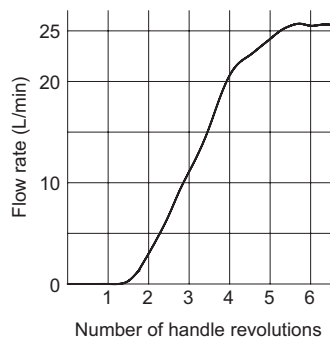
Pressure difference -
Flow rate characteristics



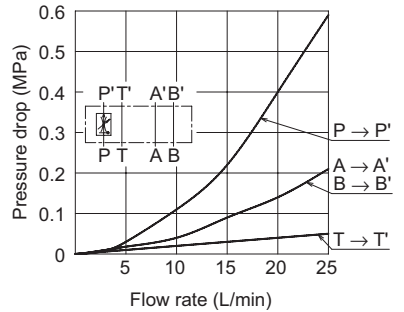
Fluid temperature -
Flow rate characteristics
(Fluid used: equivalent to ISO VG32)



Handle revolution -
Flow rate characteristics



Pressure drop characteristics



Contact Details

Before using the product, please check the guide pages at the front of this catalog.

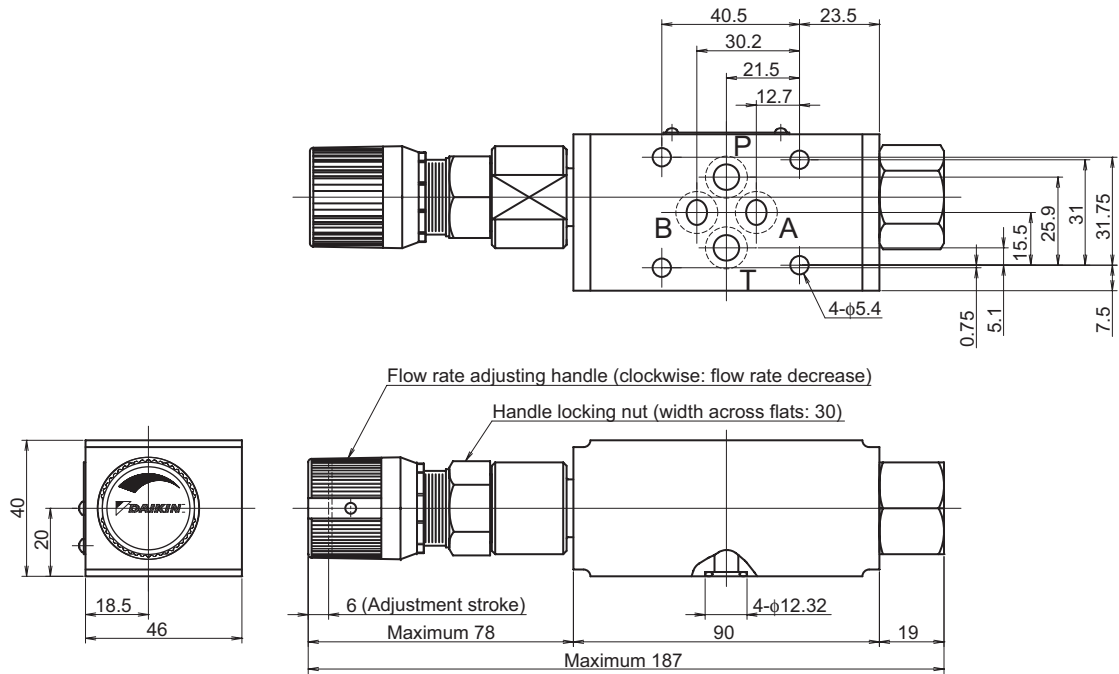
Internet

<http://www.daikinpmc.com/en/>

For latest information, PDF catalogs and operation manuals

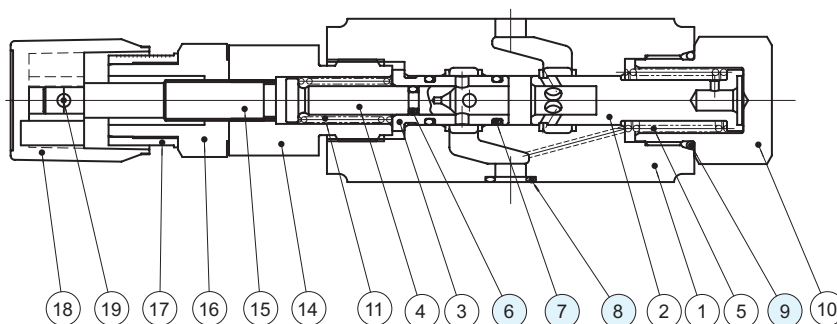
External dimension diagram

MF-02P-55



Sectional structural diagram

MF-02P-55



Sealing part table

Part No.	Name	Quantity	Part specifications
6	O-ring	1	JIS B 2401 1B P4
7	O-ring	2	JIS B 2401 1B P9
8	O-ring	4	AS568-012 (NBR, Hs90)
9	O-ring	1	JIS B 2401 1B P20